



STONEwiz®

Architectural Cladding. Elegant Living

Manufactured Architectural Stone Cladding

EUROPEAN CASTLE

✉ contactus@stonewiz.in

🌐 www.stonewiz.in



EUROPEAN CASTLE-MISTY GREY






EUROPEAN CASTLE-MISTY GREY



EUROPEAN CASTLE-MISTY GREY

SPECIFICATION (EUROPEAN LEDGE)

Flat Stone		Corner Stone		Thickness
 <p>Weight of stone: 3.75 kg per sq. ft. (Approx.)</p>		 <p>Area covered per running feet= 1.00 sq. ft.</p>		
Area Per Box (sq.ft.)	6.40	Area Per Box (rft.)	4.00	
Weight Per Box (kgs.)	25	Weight Per Box (kgs.)	18	